



14th February, 2014

Corporate Services Department The Bombay Stock Exchange Ltd Rotunda Building, I Floor Samachar Marg Mumbai – 1	Listing Department National Stock Exchange of India Limited Exchange Plaza , Bandra Kurla Complex, Mumbai-51
---	---

Dear Sir/Madam,

**Sub: Un- audited Standalone & Consolidated Financial Results for the Quarter and
Nine Months ended on 31st December, 2013**

As per clause 41 of the Listing Agreement, please find herewith enclosed Un-audited Standalone & Consolidated Financial Results for the Quarter and Nine Months ended on 31st December, 2013, reviewed by the Audit Committee and approved by the Board of Directors in their meeting concluded today i.e 14th February, 2014 along with Limited Review Report.

Kindly acknowledge the same.

Thanking you

For Educomp Solutions Ltd

Harish Popli
Company Secretary



Educomp Solutions Limited
Corporate office: 514, Udyog Vihar, Phase III, Gurgaon – 122001, Haryana (INDIA).
Tel.: 91-124-4529000. Fax: 91-124-4529039.
Registered Office: 1211, Padma Tower I, 5, Rajendra Place, New Delhi-110008.
Tel.: 91-11-25755920. Fax: 91-11-25766775.

Web site www.educomp.com
Bangalore, Mumbai, Chennai, Hyderabad.

Consolidated Limited Review Report

Review Report to
The Board of Directors
Educomp Solutions Limited

1. We have reviewed the accompanying statement of unaudited consolidated financial results of Educomp Solutions Limited ('the Company'), its subsidiaries, joint ventures and an associate (collectively referred to as "the group") for the quarter and nine months ended December 31, 2013 except for the disclosures regarding 'Public Shareholding' and 'Promoter and Promoter Group Shareholding' which have been traced from disclosures made by the management and have not been audited by us. This statement is the responsibility of the Company's management and has been approved by the Board of Directors. Our responsibility is to issue a report on the statement based on our review.
2. We conducted our review in accordance with the Standard on Review Engagement (SRE) 2410, "Review of Interim Financial Information Performed by the Independent Auditor of the Entity" issued by the Institute of Chartered Accountants of India. This standard requires that we plan and perform the review to obtain moderate assurance as to whether the financial statements are free of material misstatement. A review is limited primarily to inquiries of company personnel and analytical procedures applied to financial data and thus provide less assurance than an audit. We have not performed an audit and accordingly, we do not express an audit opinion.
3. In respect of unaudited consolidated financial results,
 - a. We did not review the statement of unaudited financial results of 43 entities included in the statement, whose financial results reflect total revenues (income from operations) of Rs. 7,636.24 Lakhs and Rs. 21,607.75 Lakhs for the quarter and nine months ended on December 31, 2013 respectively. These financial results have been reviewed by other auditors whose reports have been furnished to us and our opinion on the unaudited consolidated financial results is based solely on the report of such other auditors.
 - b. The statement also includes the financial results of 7 entities reflecting total revenues (income from operations) of Rs. 262.75 Lakhs and Rs. 985.60 Lakhs for the quarter and nine months ended on December 31, 2013 respectively whose financial results have not been reviewed by any auditor. These financial results have been represented to us by the management.




- c. The statement also includes financial result of 1 entity reflecting share in loss of associate of Rs.9.24 Lakhs and Rs. 7.06 Lakhs for the quarter and the nine months ended on December 31, 2013 respectively, whose financial results have not been reviewed by any auditor. These financial results have been represented to us by the management.
4. We draw attention to note 3 to the unaudited financial results for the quarter and nine months ended December 31, 2013 with regard to Company's ability to continue its operations in the foreseeable future. Our report is not qualified in respect of the above stated matter.
5. We draw attention to note 4 (b) to the unaudited financial results for the quarter and nine months ended December 31, 2013, which explains the management's view on recoverability of certain significant amounts of capital advances given by one of its subsidiary, Educomp Infrastructure and School Management Limited and which have been outstanding for a long period of time. Our report is not qualified in respect of the above stated matter.
6. Based on our review conducted as above, nothing has come to our attention that causes us to believe that the accompanying statement of unaudited consolidated financial results prepared in accordance with applicable accounting standards [Standards referred to in sub-section (3C) of section 211 of the Companies Act, 1956, which as per General Circular 15/2013 dated September 13, 2013 issued by Ministry of Corporate Affairs continues to apply under Section 133 of the Companies Act, 2013 and other recognised accounting practices and policies] has not disclosed the information required to be disclosed in terms of Clause 41 of the Listing Agreement including the manner in which it is to be disclosed, or that it contains any material misstatement.

For Haribhakti & Co.

Chartered Accountants

Firm Registration No.:103523



Partner

Membership No.: 074715




Place: Gurgaon

Date: February 14, 2014

EDUCOMP SOLUTIONS LIMITED
Regd. Office: 1211, Padma Tower I, Rajendra Place, New Delhi-110008

PART I		(Rupees in lacs)					
STATEMENT OF CONSOLIDATED UNAUDITED FINANCIAL RESULTS FOR THE QUARTER AND NINE MONTHS PERIOD ENDED DECEMBER 31, 2013							
S.No.	Particulars	Quarter ended			Nine months ended		Year ended
		Unaudited			Unaudited		Audited
		December 31, 2013	September 30, 2013	December 31, 2012	December 31, 2013	December 31, 2012	March 31, 2013
1	Income from operations						
(a)	Net sales/income from operations	15,533.10	16,146.03	24,712.32	54,710.86	87,451.87	121,092.92
(b)	Other operating income	-	-	-	-	-	-
	Total Income from operations (net)	15,533.10	16,146.03	24,712.32	54,710.86	87,451.87	121,092.92
2	Expenses						
(a)	Purchases of stock-in-trade	414.87	3,520.23	11,378.80	10,702.31	29,056.95	38,098.89
(b)	Changes in inventories of finished goods, work-in-progress and stock-in-trade	269.32	(1,151.32)	(4,930.63)	(586.25)	(4,205.05)	869.48
(c)	Employee benefit expenses	6,670.81	7,099.76	9,435.23	21,134.18	26,478.64	35,440.93
(d)	Depreciation and amortisation expenses	2,807.98	2,773.08	3,221.17	8,162.83	9,309.92	12,179.60
(e)	Other expenses	6,647.64	6,415.73	6,542.76	18,740.92	19,153.37	30,377.97
(f)	Foreign exchange fluctuation (Net)	(90.39)	512.59	767.15	1,214.88	1,179.06	1,138.84
	Total expenses	16,720.23	19,170.07	26,414.48	59,368.87	80,972.89	118,105.71
3	(Loss)/Profit from operations before other income, finance costs and exceptional items (1-2)	(1,187.13)	(3,024.04)	(1,702.16)	(4,658.01)	6,478.98	2,987.21
4	Other income	871.59	1,052.08	8,477.27	6,718.47	11,139.28	11,550.07
5	(Loss) /Profit from ordinary activities before finance costs and exceptional items (3+4)	(315.54)	(1,971.96)	6,775.11	2,060.46	17,618.26	14,537.28
6	Finance costs	7,240.38	7,495.00	6,019.23	21,900.81	15,859.45	24,900.46
7	(Loss) /Profit from ordinary activities after finance costs but before exceptional items (5-6)	(7,555.92)	(9,466.96)	755.88	(19,840.35)	1,758.81	(10,363.18)
8	Exceptional Items/Prior period items (net) (refer note 4)	1,024.44	2.19	169.92	1,097.78	193.50	4,966.33
9	(Loss) /Profit from ordinary activities before tax (7-8)	(8,580.36)	(9,469.15)	585.96	(20,938.13)	1,565.31	(15,329.51)
10	Tax expense						
	- Current tax including for earlier years (net)	433.93	137.15	934.95	683.42	2,252.39	1,286.47
	- MAT Credit Entitlement / Reversal	(317.81)	(0.52)	(694.43)	(318.33)	(1,263.61)	(402.62)
	- Deferred tax (credit) / charge	64.98	(1,295.42)	(456.41)	(1,691.23)	(1,090.27)	(1,925.62)
11	Net (Loss) /Profit from ordinary activities after	(8,761.46)	(8,310.36)	801.85	(19,611.99)	1,666.80	(14,287.74)
12	Extraordinary Item (net of tax expense)	-	-	-	-	-	-
13	Net (Loss) /Profit for the period (11-12)	(8,761.46)	(8,310.36)	801.85	(19,611.99)	1,666.80	(14,287.74)
14	Share of Loss / (profit) of Associates	9.24	0.42	6.58	7.06	21.41	32.69
15	Minority Share in (Loss)/profit	(168.45)	(44.08)	138.26	(353.35)	135.80	(1,036.82)
16	Pre-Acquisition Loss/(profits)	-	-	-	-	-	-
17	Net (Loss) / Profit after taxes, minority Interest and share of profit/ (loss) of associates (13-14-15-16)	(8,602.25)	(8,266.70)	657.01	(19,265.70)	1,509.59	(13,283.61)
18	Paid up Equity share capital (Face Value Rs.2/- each)	2,448.82	2,448.82	2,388.55	2,448.82	2,388.55	2,448.15
19	Reserve excluding revaluation reserves (As per Balance Sheet of previous accounting year)	-	-	-	-	-	261,907.70
20	(Loss)/ Earning Per Share (EPS) (not annualized)						
(a)	Basic	(7.03)	(6.75)	0.55	(15.74)	1.37	(11.78)
(b)	Diluted	(7.03)	(6.75)	0.53	(15.74)	1.37	(11.78)

PART II							
SELECT INFORMATION FOR THE FINANCIAL RESULTS AS AT DECEMBER 31, 2013							
A	PARTICULAR OF SHAREHOLDING						
1	Public shareholding:						
	- Numbers of shares (Nos.)	67,602,823	67,602,823	67,569,248	67,602,823	67,569,248	76,749,248
	- Percentage of shareholding	55.21%	55.21%	56.58%	55.21%	56.58%	62.70%
2	Promoters and Promoter Group Shareholding						
a)	Pledged / Encumbered						
	- Number of shares	28,990,855	28,990,855	16,457,000	28,990,855	16,457,000	25,202,915
	- Percentage of shares (as a % of the total shareholding of the Promoter and Promoter group)	52.87%	52.87%	31.73%	52.87%	31.73%	58.20%
	- Percentage of shares (as a % of the total share capital of the company)	23.68%	23.68%	13.78%	23.68%	13.78%	20.59%
b)	Non - encumbered						
	- Number of shares	25,847,390	25,847,390	35,401,306	25,847,390	35,401,306	20,455,830
	- Percentage of shares (as a % of the total shareholding of the Promoter and Promoter group)	47.13%	47.13%	68.27%	47.13%	68.27%	44.80%
	- Percentage of shares (as a % of the total share capital of the company)	21.11%	21.11%	29.64%	21.11%	29.64%	16.71%



Consolidated Segment wise Revenue, Results and Capital Employed

Particulars	(Rupees in lacs)			
	Quarter ended		Nine months ended	
	December 31, 2013	September 30, 2013	December 31, 2012	December 31, 2012
	Unaudited		Unaudited	
	December 31, 2013	September 30, 2013	December 31, 2012	December 31, 2012
				Audited
				March 31, 2013
Segment Revenue				
Higher Learning Solutions	571.61	505.13	2,159.54	5,838.92
School Learning Solutions	3,689.47	4,635.15	10,751.67	45,419.62
K-12 Schools	4,619.10	3,398.82	4,263.41	14,187.41
Online Supplemental and Global	6,652.92	7,606.93	7,537.70	22,005.92
Total Net Sales/ Income from Operations	15,533.10	16,146.03	24,712.32	87,451.87
Segment Results (Loss)/Profit before Interest and tax from each segments)				
Higher Learning Solutions	24.00	(185.46)	(958.23)	(2,521.23)
School Learning Solutions	(3,905.65)	(3,247.43)	519.71	10,743.65
K-12 Schools	3,450.11	2,208.12	1,698.57	5,847.94
Online Supplemental & Global	466.87	90.68	(330.71)	(1,453.46)
	35.33	(1,134.09)	929.34	12,616.90
Less : Interest (Net)	7,240.38	7,495.00	6,019.23	15,859.45
: Other un-allocable expenses	2,246.90	1,892.14	2,801.42	6,331.42
: Un-allocable Income	871.59	1,052.08	8,477.27	11,139.28
Total (Loss)/Profit before Tax	(8,580.36)	(9,469.15)	585.96	1,565.31
Capital Employed (including minority interest)				
(Segment Assets- Segment Liabilities)				
Higher Learning Solutions	41,000.36	40,943.75	40,555.59	40,555.59
School Learning Solutions	137,772.85	140,340.11	127,369.82	127,369.82
K-12 Schools	209,181.24	212,612.00	214,214.34	214,214.34
Online Supplemental and Global	5,831.91	4,770.17	19,629.16	5,831.91
Unallocated	(123,426.55)	(120,804.15)	(100,474.04)	(100,474.04)
Total	270,359.81	277,861.88	301,294.87	301,294.87
				291,884.79



Limited Review Report

**Review Report to
The Board of Directors
Educomp Solutions Limited**

1. We have reviewed the accompanying statement of unaudited financial results of Educomp Solutions Limited ('the Company') for the quarter and nine month ended December 31, 2013 except for the disclosures in Part II with respect to 'Particulars of Shareholding' and 'Investor Complaints' which have been traced from the details furnished by the Management. This statement is the responsibility of the Company's Management and has been approved by the Board of Directors. Our responsibility is to issue a report on these financial results based on our review.
2. We conducted our review in accordance with the Standard on Review Engagement (SRE) 2410, "Review of Interim Financial Information Performed by the Independent Auditor of the Entity" issued by the Institute of Chartered Accountants of India. This standard requires that we plan and perform the review to obtain moderate assurance as to whether the financial results are free of material misstatement. A review is limited primarily to inquiries of Company personnel and analytical procedures applied to financial data and thus provide less assurance than an audit. We have not performed an audit and accordingly, we do not express an audit opinion.
3. We draw attention to Note 3 to the statement of unaudited financial results for the quarter and nine months ended December 31, 2013 with regard to Company's ability to continue its operations in the foreseeable future. Our report is not qualified in respect of this matter.
4. Based on our review conducted as above, nothing has come to our attention that causes us to believe that the accompanying statement of unaudited financial results prepared in accordance with applicable accounting standards [Standards referred to in sub-section (3C) of Section 211 of the Companies Act, 1956, which as per General Circular 15/2013 dated September 13, 2013 issued by Ministry of Corporate Affairs continues to apply under Section 133 of the Companies Act, 2013] and other recognised accounting practices and policies has not disclosed the information required to be disclosed in terms of Clause 41 of the Listing Agreement including the manner in which it is to be disclosed, or that it contains any material misstatement.

For Haribhakti & Co.

Chartered Accountants

Firm Registration No.: 10352



Raj Kumar Agarwal
Partner

Membership No.: 074715

Place: Gurgaon


Date: February 14, 2014

EDUCOMP SOLUTIONS LIMITED
Regd. Office: 1211, Padma Tower I, Rajendra Place, New Delhi-110008

(Rupees in lacs)							
STATEMENT OF STANDALONE UNAUDITED FINANCIAL RESULTS FOR THE QUARTER AND NINE MONTHS PERIOD ENDED DECEMBER 31, 2013							
S.NO	Particulars	Quarter ended			Nine months ended		Year ended
		Unaudited			Unaudited		Audited
		December 31, 2013	September 30, 2013	December 31, 2012	December 31, 2013	December 31, 2012	March 31, 2013
1	Income from operations						
(a)	Net sales/income from operations	3,993.43	6,017.53	12,536.50	23,497.79	50,913.46	73,311.02
(b)	Other operating income	-	-	-	-	-	-
	Total Income from operations (net)	3,993.43	6,017.53	12,536.50	23,497.79	50,913.46	73,311.02
2	Expenses						
(a)	Purchases of stock-in-trade	252.80	3,148.73	10,176.73	9,921.47	25,028.12	32,735.82
(b)	Changes in inventories of finished goods, work-in-progress and stock-in-trade	345.43	(1,045.48)	(4,975.20)	(410.62)	(4,194.92)	821.84
(c)	Employee benefit expenses	3,483.00	3,728.01	5,176.34	11,439.89	14,228.30	19,654.96
(d)	Depreciation and amortisation expenses	1,348.30	1,398.80	1,391.72	4,095.95	3,942.11	5,276.88
(e)	Other expenses	1,818.53	1,448.78	1,944.23	4,431.75	5,785.47	12,891.26
(f)	Provision for doubtful trade receivables	1,499.90	1,711.63	44.97	4,349.70	171.84	332.75
(g)	Foreign exchange fluctuation (Net)	201.14	795.63	783.34	1,866.29	1,191.36	1,172.22
	Total Expenses	8,949.10	11,186.10	14,542.13	35,694.43	46,152.28	72,885.73
3	(Loss) /Profit from operations before other income , finance costs and exceptional items (1-2)	(4,955.67)	(5,168.57)	(2,005.63)	(12,196.64)	4,761.18	425.29
4	Other income	1,050.93	344.61	7,485.42	1,731.70	8,171.82	8,729.45
5	(Loss) /Profit from ordinary activities before finance costs and exceptional items (3+4)	(3,904.74)	(4,823.96)	5,479.79	(10,464.94)	12,933.00	9,154.74
6	Finance costs	3,928.30	3,850.81	3,981.44	11,480.63	9,795.08	13,885.49
7	(Loss) /Profit from ordinary activities after finance costs but before exceptional items (5-6)	(7,833.04)	(8,674.77)	1,498.35	(21,945.57)	3,137.92	(4,730.75)
8	Exceptional Items/Prior period items	-	-	163.77	52.08	163.77	166.70
9	(Loss) /Profit from ordinary activities before tax (7-8)	(7,833.04)	(8,674.77)	1,334.58	(21,997.65)	2,974.15	(4,897.45)
10	Tax Expense						
	- Current tax including for earlier years (net)	-	-	592.46	-	1,050.60	-
	- MAT Credit Entitlement / Reversal	-	-	(592.46)	-	(1,050.60)	-
	- Deferred tax (credit) / charge	(569.77)	(893.89)	(243.12)	(1,702.37)	(677.69)	(825.59)
11	Net (Loss) /Profit from Ordinary activities after tax (9-10)	(7,263.27)	(7,780.88)	1,577.70	(20,295.28)	3,651.84	(4,071.86)
12	Extraordinary Item (net of tax expense)	-	-	-	-	-	-
13	Net (Loss) /Profit for the period (11-12)	(7,263.27)	(7,780.88)	1,577.70	(20,295.28)	3,651.84	(4,071.86)
14	Paid up Equity share capital (Face Value Rs.2/- each)	2,448.82	2,448.82	2,388.55	2,448.82	2,388.55	2,448.15
15	Reserve excluding revaluation reserves	-	-	-	-	-	196,089.48
16	(Loss)/ Earning Per Share (EPS) (not annualized)						
(a)	Basic	(5.93)	(6.35)	1.32	(16.58)	3.33	(3.61)
(b)	Diluted	(5.93)	(6.35)	1.27	(16.58)	3.26	(3.61)

SELECT INFORMATION FOR THE FINANCIAL RESULTS AS AT DECEMBER 31, 2013						
A	PARTICULAR OF SHAREHOLDING					
1	Public shareholding:					
	- Numbers of shares (Nos.)	67,602,823	67,602,823	67,569,248	67,602,823	67,569,248
	- Percentage of shareholding	55.21%	55.21%	56.58%	55.21%	56.58%
2	Promoters and Promoter Group Shareholding					
a)	Pledged / Encumbered					
	- Number of shares	28,990,855	28,990,855	16,457,000	28,990,855	16,457,000
	Percentage of shares (as a % of the total shareholding of promoter and promoter group)	52.87%	52.87%	31.73%	52.87%	31.73%
	Percentage of shares (as a % of the total share capital of the company)	23.68%	23.68%	13.78%	23.68%	13.78%
b)	Non – encumbered					
	- Number of shares	25,847,390	25,847,390	35,401,306	25,847,390	35,401,306
	-Percentage of shares (as a % of the total shareholding of the Promoter and Promoter group)	47.13%	47.13%	68.27%	47.13%	68.27%
	Percentage of shares (as a % of the total share capital of the company)	21.11%	21.11%	29.64%	21.11%	29.64%

PARTICULARS		3 MONTHS ENDED DECEMBER 31, 2013
B	INVESTORS COMPLAINTS	
	Pending at the beginning of the quarter	2
	Received during the quarter	1
	Disposed of during the quarter	3
	Remaining unresolved at the end of the Quarter	-



Standalone Segment wise Revenue, Results and Capital Employed

Particulars	(Rupees in lacs)					
	Quarter ended			Nine months ended		
	Unaudited			Unaudited		
December 31, 2013	September 30, 2013	December 31, 2012	December 31, 2013	December 31, 2012	December 31, 2012	Year ended March 31, 2013
Segment Revenue						
Higher Learning Solutions	333.81	80.75	225.74	495.31	694.94	931.05
School Learning Solutions	3,461.12	4,395.79	10,437.93	16,495.10	44,522.67	62,741.45
K-12 Schools	-	37.30	41.49	69.51	125.00	166.17
Online Supplemental & Global	198.50	1,503.69	1,831.34	6,437.87	5,570.85	9,472.35
Total Net Sales/ Income from Operations	3,993.43	6,017.53	12,536.50	23,497.79	50,913.46	73,311.02
Segment Results ((Loss)/Profit before Interest and tax from each segments)						
Higher Learning Solutions	234.10	3.12	(43.12)	204.65	25.81	103.49
School Learning Solutions	(3,918.11)	(3,282.81)	495.08	(7,074.44)	10,648.76	10,897.02
K-12 Schools	(28.18)	28.29	41.17	31.48	114.00	155.17
Online Supplemental & Global	(21.02)	(27.22)	132.75	22.96	110.53	152.22
	(3,733.21)	(3,278.62)	625.88	(6,815.35)	10,899.10	11,307.90
Less : Interest (Net)	3,928.30	3,850.81	3,981.44	11,480.63	9,795.08	13,885.49
: Other un-allocable expenses	1,222.46	1,889.95	2,795.28	5,433.37	6,301.69	11,049.31
: Un-allocable Income	1,050.93	344.61	7,485.42	1,731.70	8,171.82	8,729.45
Total (Loss)/Profit before Tax	(7,833.04)	(8,674.77)	1,334.58	(21,997.65)	2,974.15	(4,897.45)
Capital Employed						
(Segment Assets- Segment Liabilities)						
Higher Learning Solutions	(957.30)	(1,251.38)	(1,224.86)	(957.30)	(1,224.86)	(1,157.59)
School Learning Solutions	136,219.42	138,793.96	125,342.93	136,219.42	125,342.93	137,094.76
K-12 Schools	(1,924.03)	(1,780.68)	188.31	(1,924.03)	188.31	222.86
Online Supplemental & Global	(4,014.84)	(4,421.36)	115.55	(4,014.84)	115.55	(8,248.36)
Unallocated	48,395.53	52,463.50	79,057.17	48,395.53	79,057.17	74,742.53
Total	177,718.78	183,804.04	203,479.10	177,718.78	203,479.10	202,654.20



Notes:

1. The unaudited standalone and consolidated financial results of the Company for the quarter and nine months ended on December 31, 2013 have been reviewed by the Audit Committee and adopted and approved by the Board of Directors at their meeting held on February 14, 2014.
2. During the quarter ended on December 31, 2013, the Company had granted 2,570,375 stock options under the various Employee Stock Option Schemes of the Company.
3. In view of its inability to service institutional debts, the Company had made a reference to the Corporate Debt Restructuring Cell ("CDR Cell") under the Master Circular on Corporate Debt Restructuring issued by the Reserve Bank of India with request for restructuring of its existing debt obligations including interest and other related terms and conditions pursuant to approval of Board of Directors vide Resolution passed on June 27, 2013. The CDR Cell has accepted application of the Company in the meeting held on July 25, 2013.

The management believes that the Company shall be able to obtain the approval of CDR Cell in due course for the proposed restructuring of its existing debt obligations. Accordingly, these financial results have been prepared on going concern basis.

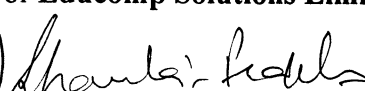
4. Exceptional items
 - a) During the quarter, the proposal by Educomp Infrastructure & School Management Limited ("ESIML"), a subsidiary of the Company, to restructure its debt obligations has been approved by the Corporate Debt Restructuring Empowered Group (CDR-EG) vide letter of approval dated November 7, 2013 as amended by November 26, 2013. The subsidiary company executed Master Restructuring Agreement on December 28, 2013. Consequently, a sum of Rs. 1,902 lacs, which represents reduction in interest for the six months period ended September 30, 2013 as adjusted for the interest payments made during the period to the lenders and other expenditure incurred relating to CDR Scheme has been disclosed as an exceptional item.
 - b) During earlier years, EISML, a subsidiary of the Company had given capital advances amounting Rs. 25,329 lacs to various parties for acquisition of fixed assets. As at December 31, 2013, the management of EISML as part of its regular recoverability evaluation process has identified certain portions of capital advances which were doubtful of recovery or did not have recoverable value equivalent to the book value. Accordingly, on a prudent basis, the management has recorded a provision of Rs. 7,553 lacs in the books of account towards such capital advances or portions thereof, which were doubtful of recovery, out of which Rs. 3,000 lacs has been provided for in the quarter ended December 31, 2013. The provision so recorded has been disclosed as an exceptional item.



5. In respect of 350, 13.50% Secured Redeemable Non Convertible Debentures of Rs. 10,00,000 each aggregating Rs. 3,500 lacs, the Company has created partial security on the assets of the Company and is taking necessary steps to create security in respect of these debentures.
6. The segment wise revenue, results and capital employed have been prepared in accordance with the Accounting Standard-17 "Segment Reporting" as notified in the Companies (Accounting Standards) Rules 2006.
7. The basic and diluted earnings per share has been calculated in accordance with the Accounting Standard -20 "Earnings Per Share" as notified in the Companies (Accounting Standards) Rules, 2006.
8. Consolidation of accounts has been done in accordance with the Accounting Standard -21 "Consolidated Financial Statements", Accounting Standard -23 "Accounting for Investments in Associates in Consolidated Financial Statements" and Accounting Standard -27 "Financial Reporting of Interests in Joint Ventures" as notified in the Companies (Accounting Standards) Rules, 2006.
9. The unaudited standalone and consolidated financial results of the Company for the Quarter and nine months ended on December 31, 2013 are also available on website of the Company (www.educomp.com), National Stock Exchange of India Limited (www.nseindia.com) and Bombay Stock Exchange Limited (www.bseindia.com).
10. The figures of corresponding period have been regrouped/ re-classified, wherever necessary to make them comparable with current period's presentation.



By order of the Board of Directors
For Educomp Solutions Limited



Shantanu Prakash
Chairman & Managing Director

Place: Gurgaon
Date: February 14, 2014

